


## IPM... OUTSMARTING PESTS WHILE PROTECTING WATER

With Integrated Pest Management (IPM), homeowners use common sense and nature to make it difficult for pests to survive. IPM techniques include cultural practices (such as mulching to prevent weeds), encouraging natural enemies (good bugs), and judicious use of pest control products.

- First, identify your pest problem. To find the best solution, you need to pin down the problem. Consult gardening books, your county cooperative extension office or your local nursery.
- Decide how much pest control is necessary. If you can live with some pest damage, you can avoid intensive pest control product treatments.
- Choose an effective option. Try various types of controls first: washing bugs off plants, pruning diseased parts of plants. If you need to use pest control products, choose one that targets the problem and poses the least hazard.
- Finally, it's easier to prevent pests than to control them.



### Think ahead.



Produced with support from:

Coalition For Urban/Rural Environmental Stewardship (CURES)  
Oregonians For Food and Shelter (OFS)  
Washington Friends of Farms and Forests (WFFF)  
Western Crop Protection Association (WCPA)  
Responsible Industry for a Sound Environment (RISE)

## Keeping Pest Control Products Out of Creeks, Rivers and The Ocean



HOMEOWNER TIPS  
PROTECTING  
WATER

HOMEOWNER TIPS  
**PROTECTING  
 WATER**

**Before Buying Pest Control Products**

Identify the pest: decide if pest control products are the best control measure. Read the product label: Is the pest listed on the label? Is it the best product for the pest?

**Before Mixing Your Sprayer**

Check the weather and don't apply if it's windy or about to rain.

Measure the area you're treating.

Calculate how much spray to mix.

Wear long sleeve shirt, long pants, shoes and any other protective equipment listed on the label and follow all label precautions.

Be prepared for spills.



**When You're Ready To Spray**

Mix sprayer on grass, not the sidewalk or driveway.

Mix only as much as needed.

**When You're Spraying**

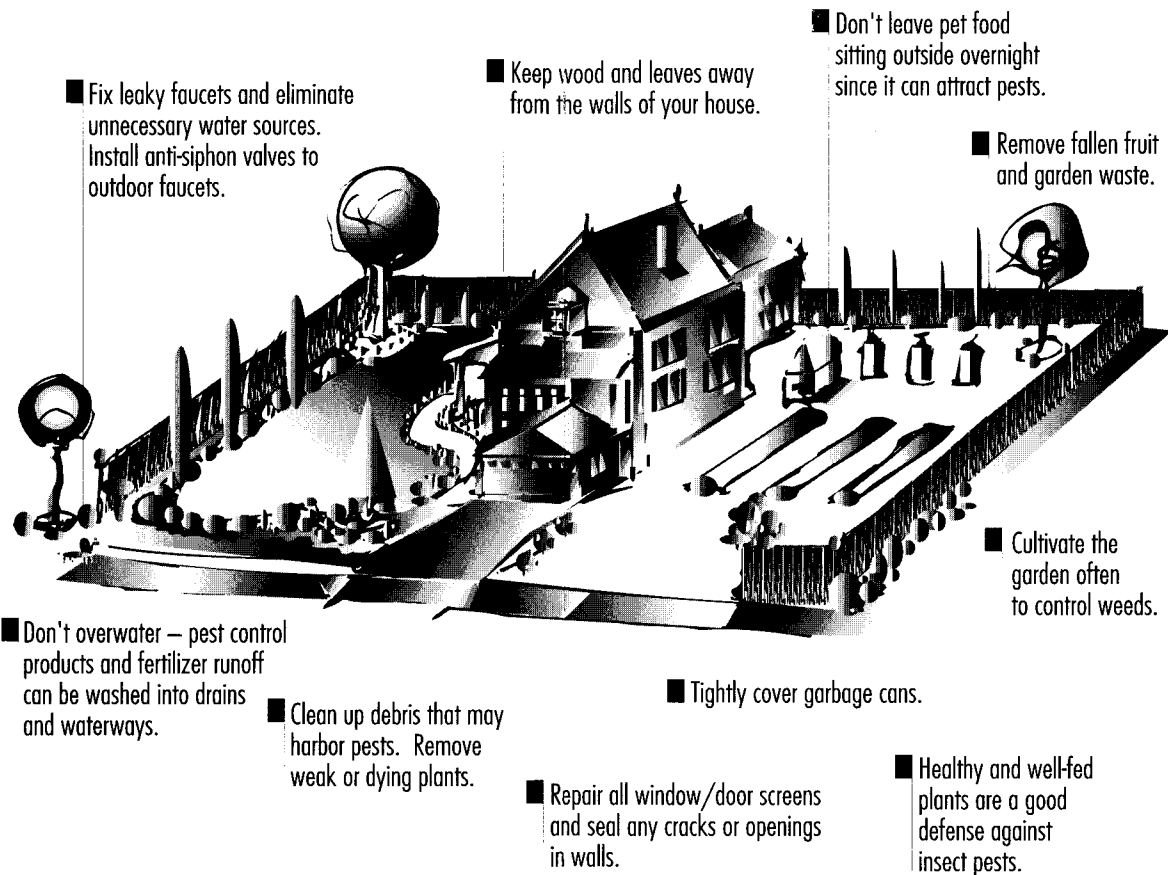
AVOID spraying in or near storm drains, ditches, streams, and ponds!

Leave an untreated strip around these areas to protect water.

**When You're Done**

Never dump leftovers down any drain: spray it out.

Triple-rinse sprayer and apply rinsewater to treated area.



■ Fix leaky faucets and eliminate unnecessary water sources. Install anti-siphon valves to outdoor faucets.

■ Keep wood and leaves away from the walls of your house.

■ Don't leave pet food sitting outside overnight since it can attract pests.

■ Remove fallen fruit and garden waste.

■ Cultivate the garden often to control weeds.

■ Don't overwater — pest control products and fertilizer runoff can be washed into drains and waterways.

■ Clean up debris that may harbor pests. Remove weak or dying plants.

■ Tightly cover garbage cans.

■ Repair all window/door screens and seal any cracks or openings in walls.

■ Healthy and well-fed plants are a good defense against insect pests.

Using Pest Control Products.  
 It's Your Responsibility To Do It Right!

